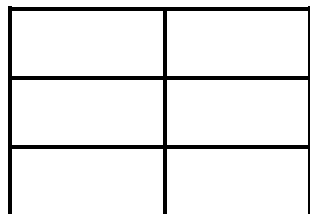


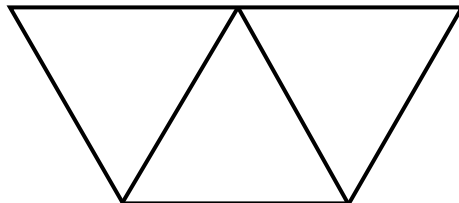
Name: _____

Date: _____

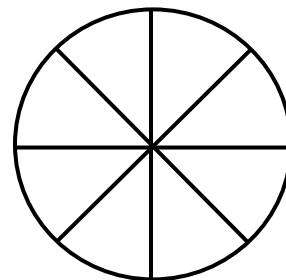
Directions: Write the number of equal parts. Then write the name for the parts.



_____ equal parts



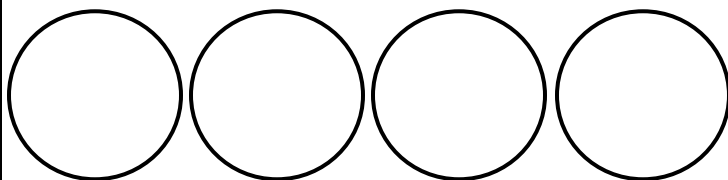
_____ equal parts




_____ equal parts

Directions: Draw lines to show how much each person gets. Write the answer.


6 friends share 4 apples.



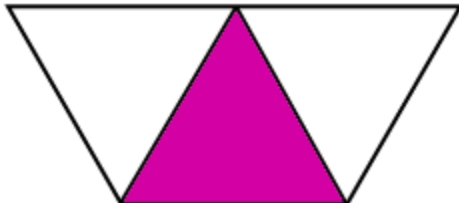
4 brothers share 6 cookies



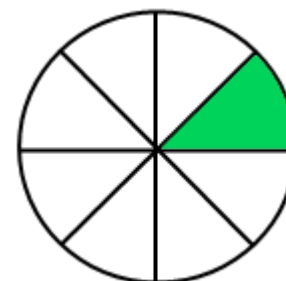
Directions: Write the number of equal parts in the whole. Then write the fraction that names the shaded part.



_____ equal parts




_____ equal parts




_____ equal parts

Directions: Write a fraction in numbers and in words to name the shaded part.

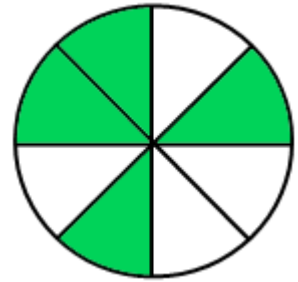


_____ sixths



_____ equal parts

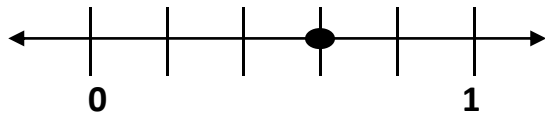
_____ thirds

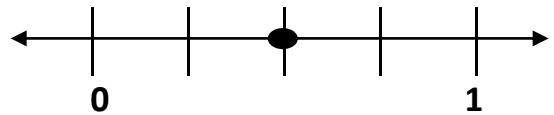


_____ equal parts

_____ eighths

Directions: Write a fraction that names each point.





Directions: Write a fraction greater than 1 for the parts that are shaded.

